CURRICULUM INTEGRATION PLANNING TOOL

Teaching Version: Hummingbird

Project Working Title:

Project Leader/Teacher:
Participating Teachers:

Find your Purpose

- Why is it important to you that students learn using computer science and robotics?

Define your Essential Question

- Define the question(s) or problem(s) that this project strives to solve. These will ultimately guide the creation and use of the robots.
- These may start as learning standards, but should ultimately be a question your students are trying to solve, ideally with computer science and robotics.

Address Stereotypes and Bias

- Where do you currently see opportunity gaps between underrepresented students and their peers in your community?
- How will you target, include, or appeal to underrepresented populations?

CURRICULUM INTEGRATION PLANNING TOOL

Teaching Version: Hummingbird

Integrate with your Curriculum • How does the project contribute to your subject area? • What will your students know and be able to do as a result of this project?
Plan your Time • What is your projected timeline for this project? How many days, hours, lessons, etc?
Design your Instructional Strategies • What learning activities will you implement in your class to accomplish your goals?

CURRICULUM INTEGRATION PLANNING TOOL

Teaching Version: Hummingbird

Gather your Resources • What will you need to accomplish this project (administrative support, equipment, etc.)?
Identify your Assessment Goals • How will you measure your students' skills and knowledge?
Save, Document, and Share your Student Work • How will you save or document student work? • How will students communicate about their work to others (in person, online, social media, community showcases, etc.)?

Adapted from the "Arts and Bots Talent Definitions" from
Cross, J. (2017). Creative Robotic Systems for Talent-Based Learning (Doctoral dissertation). Technical Report CMU-RI-TR-17-30.
Pittsburgh, PA: The Robotics Institute, Carnegie Mellon University.

CURRICULUM INTEGRATION PLANNING TOOL

Teaching Version: Hummingbird

VIEW PROJECTS

See how other educators introduced robotics across the curriculum with free standards-aligned projects

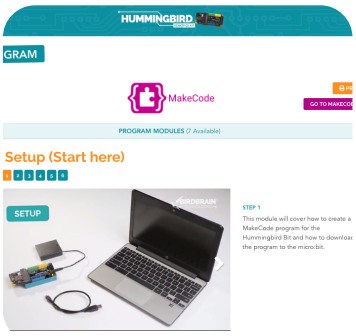

ONLINE VIDEO TUTORIALS

Grow your coding skills with Hummingbird using our online video tutorials

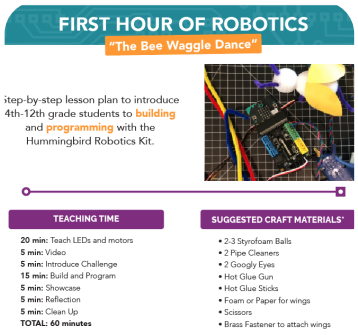

FIRST HOUR OF ROBOTICS LESSON PLANS

See full lesson plans to help you teach your first day of robotics



ASSESSMENT GUIDES

See what to look for in your students when using the Hummingbird Robotics Kit

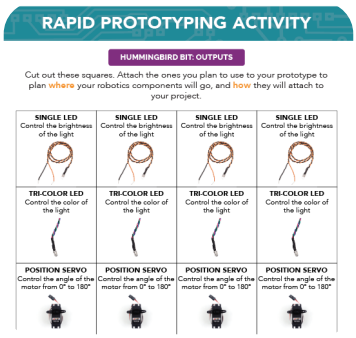

PROTOTYPING ACTIVITY

Use this activity to help students plan their projects